


---

# ADVANCED DATABASE MANAGEMENT SYSTEM

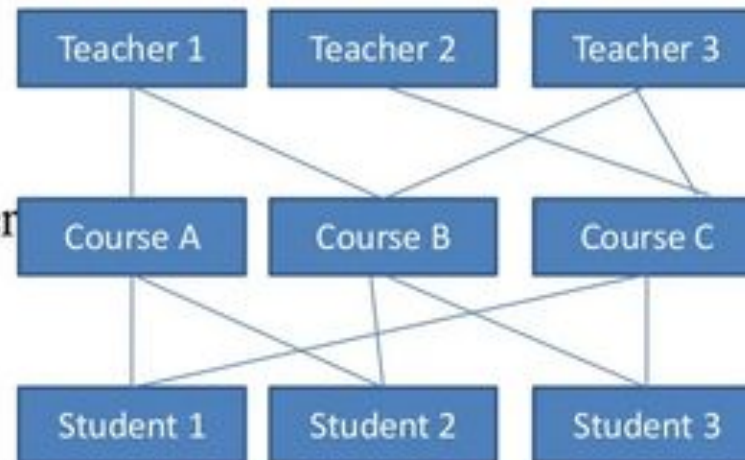
CREATED BY :

MD. FORHAD HOSSAIN



## c. Network Database Model

- Represented using a Data-Structure Diagram.
- Boxes represents the records & lines the links.
- Based on ‘owner-member relationship.’
- Members of an owner may be many but for many member owner is one.
- Can represent one-to-one and many-to-many as well.

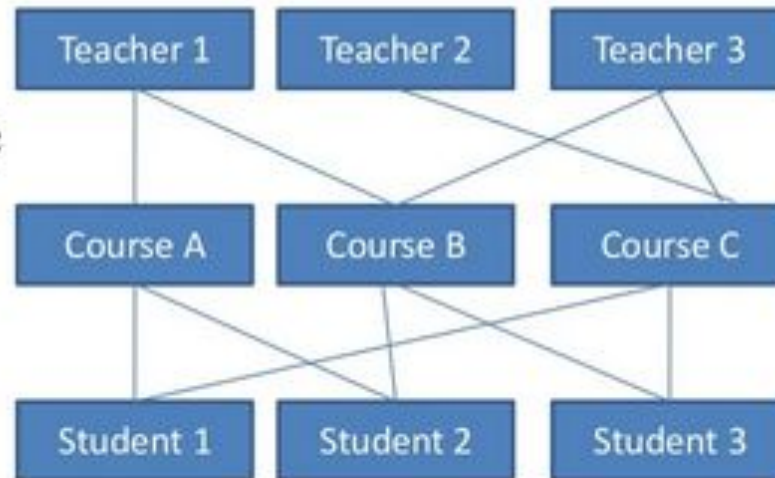


## Cont...

- One-to-many relationship is converted into a set of one-to-one.
- Also, many-to-many is converted into 2 or more one-to-many relationships.

e.g.:

IDMS, IMAGE.

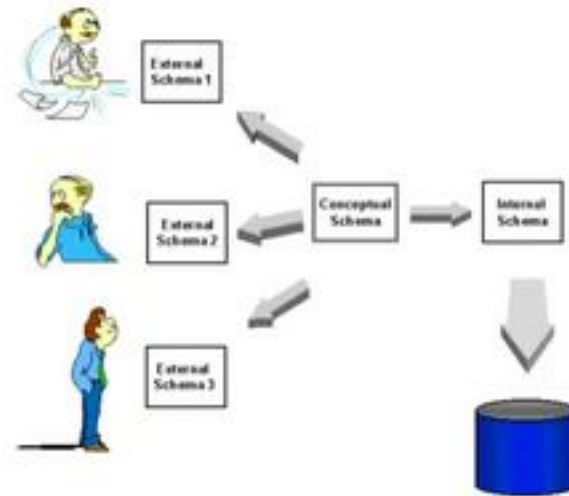


## Cont...

### ➤ Schema:

- Logical structure of the database.
- Doesn't show the data in database.
- Classification:

1. Physical
2. Conceptual
3. External





Thank You!

